



Van Zandt County Multi Youth Service Center

323 East Garland


Grand Saline, Texas 75140

903.962.6292/Office 903.962.6413/Fax

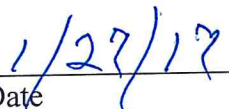
PREA 115.388

The Van Zandt County Multi Youth Service Center has reviewed all data collected from January 1, 2016 – December 31, 2016. There are no allegations of any incidents of sexual abuse, sexual harassment or retaliation reported.

The annual PREA training has been conducted with JSO's, JPO's, Administrative Staff and Contractors.



Robert J. Colacino, Director of Juvenile Services



Date

Van Zandt County Juvenile Probation Department PREA Year over Year Analysis of Confinement Facilities

Criteria	Baseline	8/1/12-8/28/12	8/28/12-8/28/13	8/28/13-8/28/14	8/28/14-8/28/15	8/28/15-04/30/16	04/30/16-12/31/16
1. Number of alleged sexual abuse incidents.-VZC <ul style="list-style-type: none"> 4M-RockdaleRegional Juvenile Justice Facility. The Oaks Facility 	0	0	0	3 Y/Y	1 Y/Y	0	0
2. Number of Substantiated Sexual Abuse incidents.-VZC <ul style="list-style-type: none"> 4M-RockdaleRegional Juvenile Justice Facility. The Oaks Facility 	0	0	0	3	1	0	0
3. Substantiated Sexual Abuse rate(# substantiated divided by # alleged).-VZC <ul style="list-style-type: none"> 4M-RockdaleRegional Juvenile Justice Facility. The Oaks Facility 	0	0	0	100%	100%	0	0
4. Number of alleged sexual harassment incidents.-VZC <ul style="list-style-type: none"> 4M-RockdaleRegional Juvenile Justice Facility. The Oaks Facility 	0	0	0	0	0	0	0
5. Number of Substantiated sexual harassment incidents.-VZC <ul style="list-style-type: none"> 4M-RockdaleRegional Juvenile Justice Facility. The Oaks Facility 	0	0	0	0	0	0	0
6. Substantiated sexual harassment rate (#Substantiated divided by #alleged).-VZC <ul style="list-style-type: none"> 4M-RockdaleRegional Juvenile Justice Facility. The Oaks Facility 	0	0	0	0	0	0	0

Van Zandt County Juvenile Probation Department PREA Year over Year Analysis of Confinement Facilities

7. Number of alleged retaliation incidents.-VZC <ul style="list-style-type: none"> 4M- Rockdale Regional Juvenile Justice Facility. The Oaks Facility 	0	0	0	0	0	0	0	0	0	
8. Number of substantiated retaliation incidents.-VZC <ul style="list-style-type: none"> 4M- Rockdale Regional Juvenile Justice Facility. The Oaks Facility 	0	0	0	0	0	0	0	0	0	
9. Substantiation retaliation rate (#Substantiated Divided by # alleged).-VZC <ul style="list-style-type: none"> 4M-Rockdale Regional Juvenile Justice Facility. The Oaks Facility 	0	0	0	0	0	0	0	0	0	
10. Are substantiated sexual abuse incidents trending upwards?-VZC <ul style="list-style-type: none"> 4M-Rockdale Regional Juvenile Justice Facility. The Oaks Facility 	No	No	No	No	No	No	No	No	No	
11. Are substantiated sexual harassment trending upward?-VZC <ul style="list-style-type: none"> 4M-Rockdale Regional Juvenile Justice Facility. The Oaks Facility 	No	No	No	No	No	No	No	No	No	
12. Are substantiated retaliation incidents trending upward?-VZC <ul style="list-style-type: none"> 4M-Rockdale Regional Juvenile Justice Facility. The Oaks Facility 	No	No	No	No	No	No	No	No	No	
13. Did facility have a PREA audit?-VZC a. If yes, to question 14, did facility meet or exceed PREA Standards?	No N/A	No N/A	No N/A	No N/A	No N/A	No N/A	No N/A	No N/A	No N/A	Yes


Van Zandt County Juvenile Probation Department PREA Year over Year Analysis of Confinement Facilities

<ul style="list-style-type: none"> • 4M-Rockdale Regional Juvenile Justice Facility. • The Oaks Facility 							Yes
<p>14. Did Facility provide a copy of facility's annual report?-VZC</p> <ul style="list-style-type: none"> • 4M-Rockdale Regional Juvenile Justice Facility. • The Oaks Facility 	<p>a. Did annual report identify any PREA compliance issues?</p> <ul style="list-style-type: none"> • 4M-Rockdale Regional Juvenile Justice Facility • The Oaks facility 	N/A N/A	N/A N/A	N/A N/A	N/A N/A	N/A N/A	Yes Yes

Y/S – Youth/Staff
 S/Y – Staff/Youth
 Y/Y – Youth/Youth

PREA 115.312, 114.387, 115.388, 115.389

Van Zandt County Juvenile Department



2016 PREA Annual Report

VAN ZANDT COUNTY JUVENILE
2016 PREA ANNUAL REPORT

Purpose

This document serves as an annual review to assess and improve the effectiveness of sexual abuse and sexual harrassment prevention, detection and response while examining policies, practices, systems and training in the Van Zandt County Juvenile Probation Departement, persuant to §115.88 and §115.89 of the national PREA standards. Therein, the Department is required to:

1. Review and aggregate incident-based sexual abuse data annually in the order to imrove the effectiveness of sexual abuse prevention, detection, and response policies, practices, and training to include:
 - a. Identifing problem areas
 - b. Taking corrective action on an on-going basis: and
 - c. Preparing an annual report of it's findings
2. Compare the current year's data and corrective actions with those from prior years's and provide an assessment of the agency's progress in addressing sexual abuse.
3. Publish the annual report on VZCJPD website of its findings and corrective actions for each facility, as well as for the agency as a whole.

Aggregated Data

VZCJPD collects data from both incidents and investigations of sexual abuse and sexual harrassment; youth on youth, staff on youth and youth on staff. The data in this section contains aggregated data as well as a comparision from calender year 2015-2016.

All sexual abuse and sexual harassment allegations are forwarded to Grand Saline Police Department, Texas Department of Family and Protective Services and Texas Juvenile Justice Department for investigations and tracking. VZCJPD compiles, reviews and documents along with completing a monthly aggregate for ease of Tracking. Currently there have been 0 sexual abuse and sexual harrassment allegations from Van Zandt County Juvenile Probation Department.

Comparative Data Analysis

Criteria	Criteria:	Baseline	8/1/12-8/28/12	8/28/12-8/28/13	8/28/13-8/28/14	8/28/14-8/28/15	8/28/15-04/30/16	1/1/16-12/31/16
1.	Number of alleged sexual abuse incidents.-VZC	0	0	0	3 Y/Y	1 Y/Y	0	0
2.	Number of Substantiated Sexual Abuse incidents.-VZC	0	0	0	3	1	0	0
3.	Substantiated Sexual Abuse rate(# substantiated divided by # alleged).-VZC	0	0	0	100%	100%	0	0
4.	Number of alleged sexual harassment incidents.-VZC	0	0	0	0	0	0	0
5.	Number of Substantiated sexual harassment incidents.-VZC	0	0	0	0	0	0	0
6.	Substantiated sexual harassment rate (#Substantiated divided by #alleged).-VZC	0	0	0	0	0	0	0
7.	Number of alleged retaliation incidents.-VZC	0	0	0	0	0	0	0
8.	Number of substantiated retaliation incidents.-VZC	0	0	0	0	0	0	0
9.	Substantiation retaliation rate (#Substantiated Divided by # alleged).-VZC	0	0	0	0	0	0	0
10.	Are substantiated sexual abuse incidents trending upwards?-VZC	No	No	No	No	No	No	No
11.	Are substantiated sexual harassment trending upward?-VZC	No	No	No	No	No	No	No
12.	Are substantiated retaliation incidents trending upward?-VZC	No	No	No	No	No	No	No
13.	Did facility have a PREA audit?-VZC a. If yes, to question 14, did facility meet or exceed PREA Standards?	No N/A	No N/A	No N/A	No N/A	No N/A	No N/A	Yes
14.	Did Facility meet or exceed PREA Standards?VZC a. Did annual report identify any PREA compliance issues?	N/A N/A	N/A N/A	N/A N/A	N/A N/A	N/A N/A	N/A N/A	Corrective action stage. YES

Y/S – Youth/Staff S/Y – Staff/Youth Y/Y – Youth/Youth

PREA 115.312, 114.387, 115.388, 115.389

Comparison Chart:

1. Trends in number of sexual abuse and harassment allegations over the last 3 years.
 - a. Comparison data from the last three years has shown a decrease in the numbers of allegations from year to year.
2. Patterns in youth sexual abuse allegations and harassment.
 - b. Over the last two years there have been 0 allegations.
3. Outline of the facility analysis of the trends and patterns have been none, since there has been 0 allegations. Implemented PREA Orientation and youth and staff training was increased and unannounced rounds have been implemented for safety.

Corrective Areas and Corrective Actions Taken

Upon the process of the PREA Audit for 2016 there were areas that needed to be addressed. Several internal documentation forms needed to be updated or created to meet PREA standards. All forms have been updated, trained on with staff, implemented to meet PREA standards, with Auditors approval. Corrective measures were taken to improve the website for data and reporting requirements of information for the PREA standards.

Evaluation of camera and monitoring systems:

At least once a year, VZCJPD must evaluate our need for additional cameras and monitoring systems and report needs identified in the Annual Report.

1. Evaluation of the camera and monitoring systems was completed on September 1, 2016.
2. Evaluation was completed by Christine Dattos the PREA Coordinator.
3. Facility is covered with cameras and monitoring systems in the secured areas. If a grant becomes available due to budgetary needs the first areas for additional cameras will be in the pipe chases.

Evaluation of Staffing Plan:

PREA mandates that at least once a year each facility reviews the staff plan to ensure staffing considers the plant design and includes blind spots or areas where staff members or youth may be isolated, the composition of the youth population and the prevalence of substained and not substained youth sexual abuse allegations that occurred in common areas.

1. The Staffing Plan was reviewed on September 1, 2016. Evaluations and comparisons for the facility for documentation of documented deviations was monitored with none to date and none to date of any PREA incidents for the reportable timeframe. The completed Staffing Plan Report was completed on December 30, 2016.
2. The Staffing Plan Evaluation was conducted with Robert Colacino/Director and Chief, Linda Hathcock/Associate Director of Special Operations and Christine Dattos/PREA Coordinator.
3. None were noted at this time due to no incidents or deviations from the Staffing Plan.

Closing:

The VZCJPD continues to implement best practices to meet or exceed the requirements of the PREA standards in order to address allegations of sexual abuse and sexual harassment. All VZCJPD Staff members are committed to provide a safe and secure environment for our youth. The trending numbers for allegations in all categories has declined to 0. Overall Staffs' dedication to keep our youth sexually safe while in our custody has been a top priority and will continue to be foremost at VZCJPD. VZCJPD will continue completing the corrective action process for PREA compliance and then gear towards exceeding PREA standards for the safety of all youth. We will continue improving in areas of tracking, reviewing and questioning any and all allegations from all angles to be proactive instead of reactive.

Director/Chief

Robert Colacino



Director/Chief Signature/Date

Assoc. Director of Special Operations

Linda Hathcock



Assoc. Director of Special Operations Signature/Date

PREA Coordinator

Christine Dattos



Prea Coordinator Signature/Date